

## AEPC Imaging WG Echo Liaison Report 2015

Dr Owen Miller

### AEPC – Liaison Officer Report

AEPC / EACVI- CHD accreditation  
2014 exam results  
Recertification  
AEPC Echo courses

EACVI- EuroEcho Scientific programme  
Proposals for 2015  
Future directions

AEPC – EACVI – ASE  
Joint guidelines

### CHD echo certification

#### Why?

- Benchmarking of proficiency
- Quality improvement
  - Personal
  - Departmental

#### How?

- National society certification
- Europe wide certification
  - EACVI-AEPC CHD certification

European Association of CardioVascular Imaging (EACVI)  
[www.escardo.org/Communities/](http://www.escardo.org/Communities/)

- Curriculum and exam developed by AEPC–Imaging working group
  - Exam workshop March 2015
    - Rewrote many new questions
    - Set up criteria for exam categories
    - Revised core CHD curriculum
- Written exam
  - Theory paper
    - 100 MCQ
  - Reporting paper
    - 50 MCQ based on digital cine loops or stills
- Logbook of clinical echo cases

### Exam preparation

- Should be regularly performing CHD echo
  - >150 cases per year
- Must have identifiable experienced supervisor
  - Ideally paediatric or congenital cardiologist
- Work through whole core curriculum
  - Encourage others in your department
  - Set up regular teaching session
- Attend AEPC courses !!

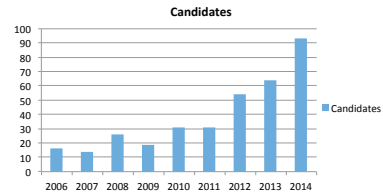
### AEPC Echo Courses

- 3<sup>rd</sup> Basic Course
  - Zurich 29-31 January 2015
- 9<sup>th</sup> Annual Advanced Course
  - Timosoara October 2014

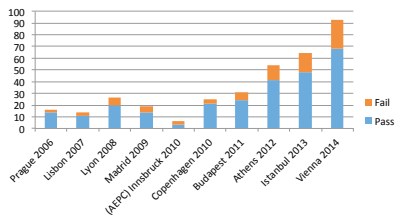
### Post exam

- e-Logbook of 250 cases
  - Keep paper copy or e-copy of report
- Cover whole range of lesions
  - < 30 % normals
- 10 x DOPs
  - Directly Observed Practice
    - Link to report and cine file
    - Keep cine files
  - Assessors must be attending/consultant/specialist cardiologist or certified sonographer

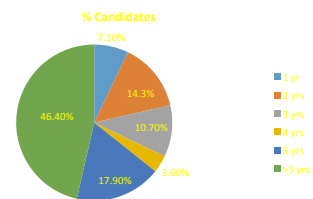
### No. of exam candidates by year



### Exam results by year/venue



### Echo Years (Experience)



### CHD Recertification

- 5 Year cycle
- 125 CHD TTE echos/year
- 50 CPD hours over 5 years
- Must apply whilst still currently certified

### Future plans

- Electronic exam to be developed (? 2016)
  - New vendor being assessed by TEE group
  - Still only single opportunity per year @ EuroEcho
  - Reassess need to reinstate exam at AEP ?



**GET READY FOR THE WORLD'S LARGEST CARDIOVASCULAR IMAGING CONGRESS IN 2015**

**EuroEcho2015 Imaging**  
Spain Seville 2-5 December

**Join us in Seville – 2-5 December 2015**  
Early Registration fee savings until 30 September

**Feature your research in the programme**  
Submit an abstract – Deadline 31 May  
Submit a clinical case – Deadline 18 May

**All information available at**  
[www.escardio.org/EACVI](http://www.escardio.org/EACVI)

**Congress Main themes**  
Cardiomyopathies  
Early Diagnosis of Cardiovascular Diseases

#### EuroEcho and Other Imaging Modalities Seville 2015

##### CHD programme - 8 sessions

- 3 x Wednesday Teaching sessions
  - VSD
  - Aortic Valve and Arch
  - Venous connections
- 4 x Scientific sessions
  - Emerging imaging technology and application in Congenital Heart Disease
  - Right ventricular mechanics and application in Congenital Heart Disease - ASE joint session
  - Role of Computer Modelling in Congenital Heart Disease
  - Fontan Circulation
- 1 x Dedicated CHD abstract session

#### Joint guidelines – submitted together with ASE

##### 3D echo in CHD

- Simpson JM / Shirali G – lead authors
- With reviewers, for publication in EHI-CVI & JASE 2015

#### Future....

- Computer based exam
- Website revision, curriculum update
- Stronger representation with EACVI
  - Separate CHD subgroup
  - Dedicated programme track

